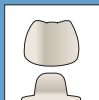



SAREMCO Dental els cem & els duobond

1

prepare



remove
provisional
restoration



clean



rinse
with water



dry
with oilfree
air, keep dry

2

bond



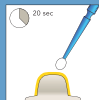
els duobond



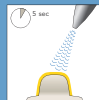
dose
1 drop of
base, 1 drop
of catalyst



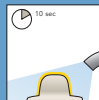
mix
well for
2 seconds



apply
and massage



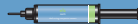
dry
with oilfree
air, keep dry



optional:
cure
for 10
seconds

3

cement
(insert)



els cem



dispense
directly into
restoration



place
restoration,
hold in place,
light pressure



remove
excess of
cement



cure
from all sides
20 sec each



wait 5 min



finish and
polish